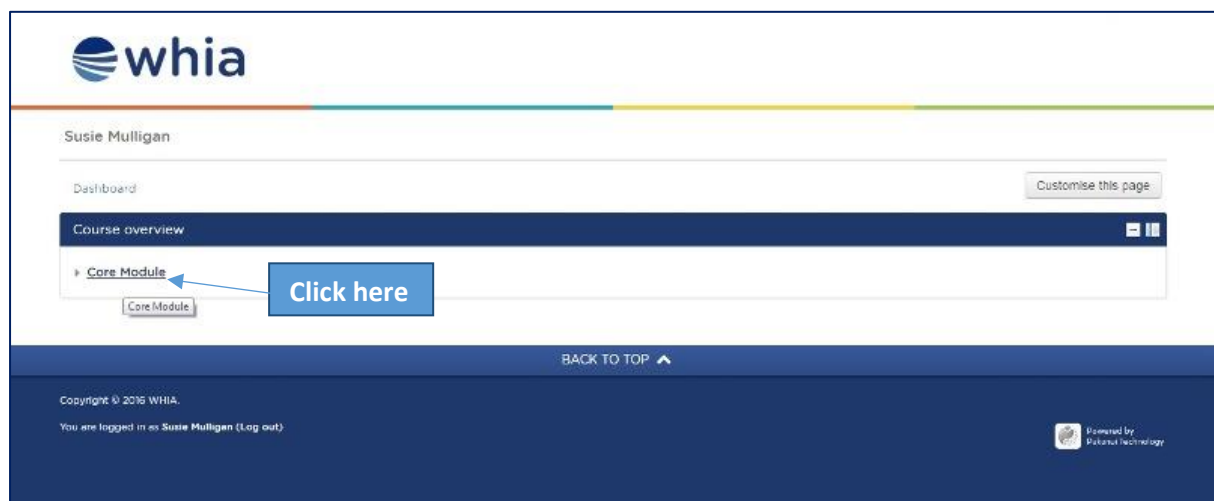


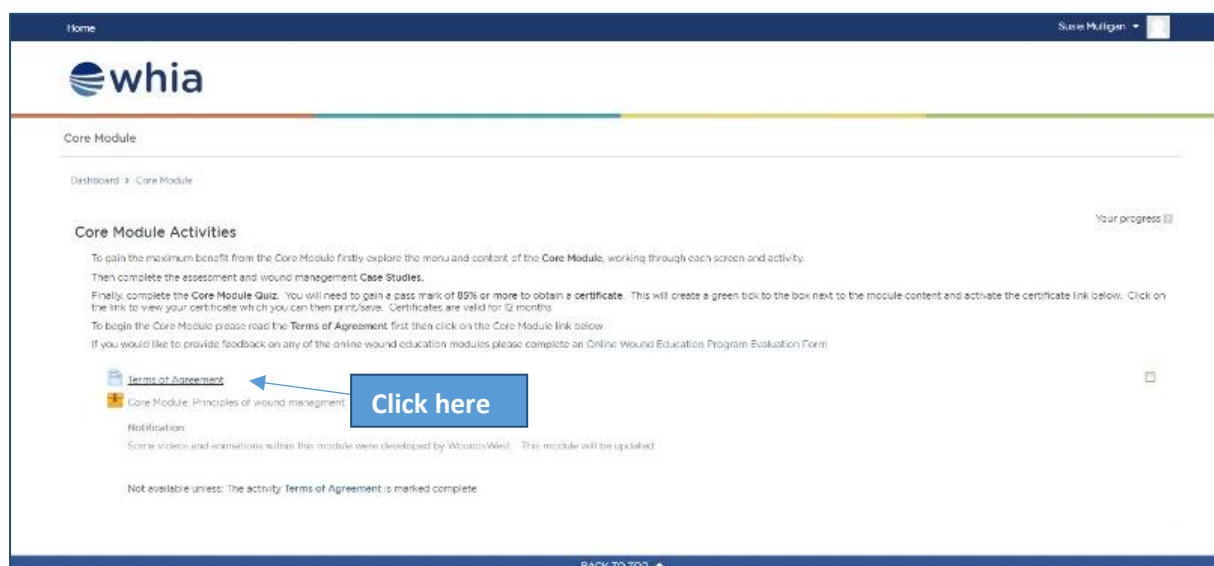
# WHIA Online Wound Education Program Certificate Retrieval

Each of the WHIA Online Wound Education Modules contains a quiz. A score of 170/200 (85%) or more is a pass and will result in a certificate. To access the certificate the following steps need to be taken:

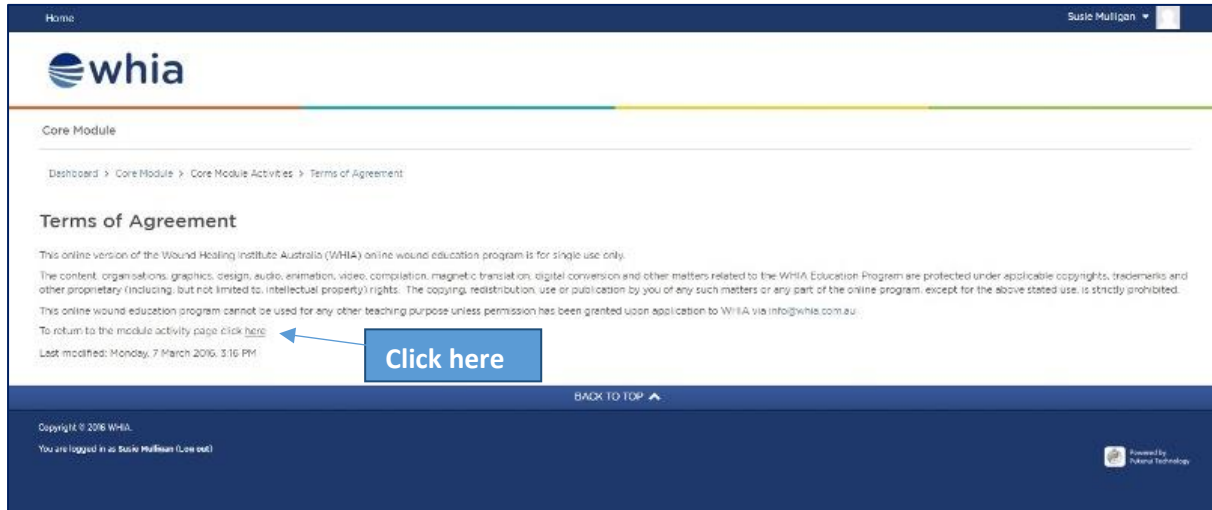
1. After logging into the OWEP site you will see your dashboard. The modules you have access to will be listed here. Click on your selected module link.



2. The module activities page contains the Terms of Agreement which needs to be read before the module can be accessed. Click on the Terms of Agreement link.



- Once the Terms of Agreement have been accessed the activity is considered complete and you can return to the module activities page to access the module by clicking on the highlighted 'here' link at the end of the paragraph.



Home Susie Mulligan

**whia**

Core Module

Dashboard > Core Module > Core Module Activities > Terms of Agreement

### Terms of Agreement

This online version of the Wound Healing Institute Australia (WHIA) online wound education program is for single use only.

The content, organisations, graphics, design, audio, animation, video, compilation, magnetic translation, digital conversion and other matters related to the WHIA Education Program are protected under applicable copyrights, trademarks and other proprietary (including, but not limited to, intellectual property) rights. The copying, redistribution, use or publication by you of any such matters or any part of the online program, except for the above stated use, is strictly prohibited.

This online wound education program cannot be used for any other teaching purpose unless permission has been granted upon application to WHIA via [info@whia.com.au](mailto:info@whia.com.au).

To return to the module activity page [click here](#)

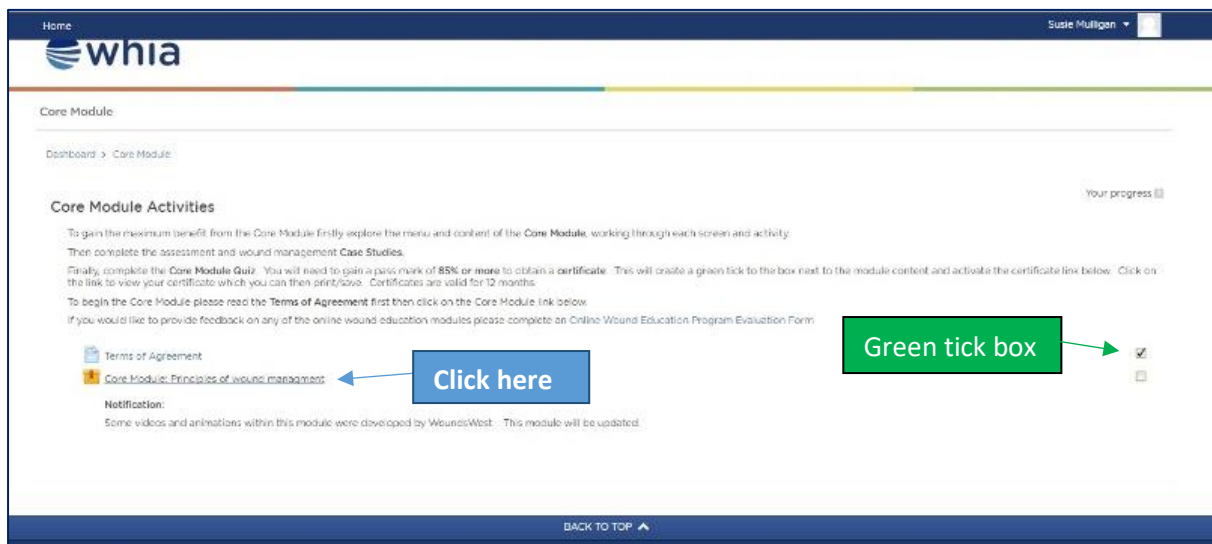
Last modified: Monday, 7 March 2016, 3:16 PM

BACK TO TOP

Copyright © 2016 WHIA.  
You are logged in as Susie Mulligan (Log out)

Powered by Future Technology

- As you return to the Module Activities page you should notice a green tick in the small square box to the right of the page indicating the conditions of reading the Terms of Agreement have been met. Access the module by clicking on the module link.



Home Susie Mulligan

**whia**

Core Module

Dashboard > Core Module

### Core Module Activities

Your progress

To gain the maximum benefit from the Core Module firstly explore the menu and content of the **Core Module**, working through each screen and activity. Then complete the assessment and wound management **Case Studies**.

Finally, complete the **Core Module Quiz**. You will need to gain a pass mark of **85% or more** to obtain a **certificate**. This will create a green tick to the box next to the module content and activate the certificate link below. Click on the link to view your certificate which you can then print/save. Certificates are valid for 12 months.

To begin the Core Module please read the **Terms of Agreement** first then click on the Core Module link below.

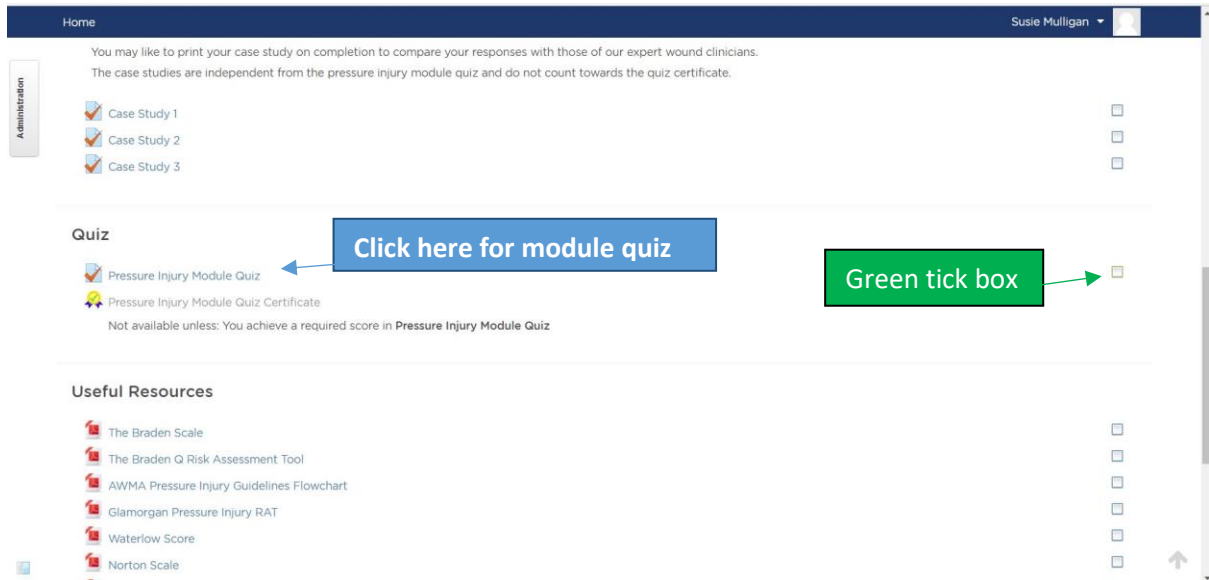
If you would like to provide feedback on any of the online wound education modules please complete an **Online Wound Education Program Evaluation Form**.

- Terms of Agreement
- Core Module: Principles of wound management

Notification:  
Some videos and animations within this module were developed by WoundsWest. This module will be updated.

BACK TO TOP

5. To access the module certificate, you need to pass the module quiz. A score of 170 out of 200 (85%) or more is a pass. The certificate link will not open unless the quiz has been passed, resulting in a green tick to the box.



Home Susie Mulligan

You may like to print your case study on completion to compare your responses with those of our expert wound clinicians. The case studies are independent from the pressure injury module quiz and do not count towards the quiz certificate.

- Case Study 1
- Case Study 2
- Case Study 3

**Quiz**

Pressure Injury Module Quiz [Click here for module quiz](#)

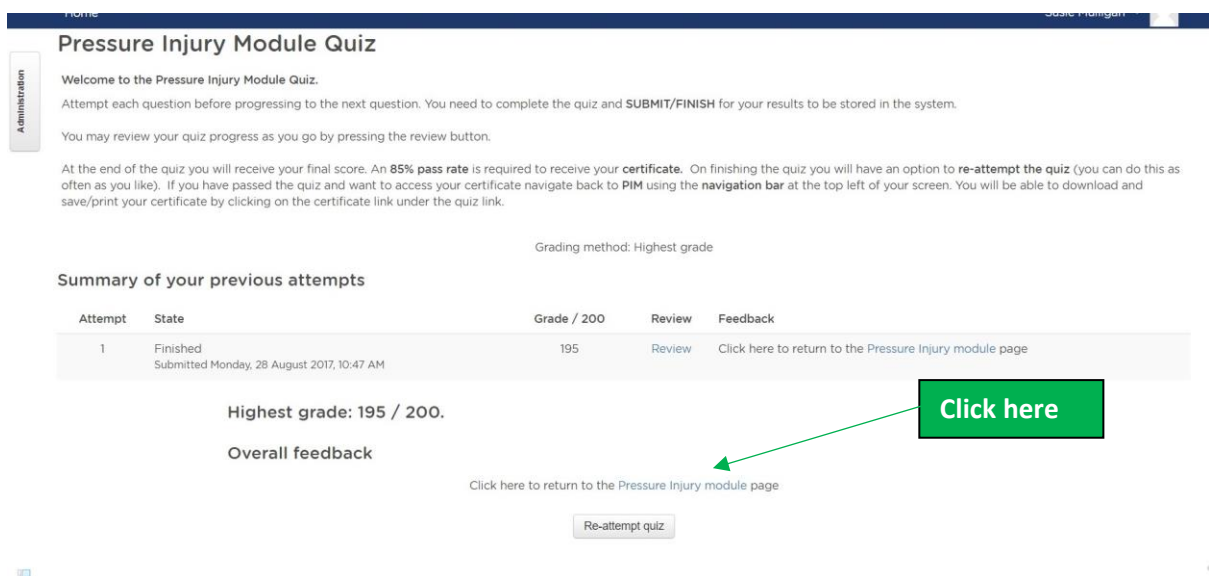
Pressure Injury Module Quiz Certificate

Not available unless: You achieve a required score in Pressure Injury Module Quiz

**Useful Resources**

- The Braden Scale
- The Braden Q Risk Assessment Tool
- AWMA Pressure Injury Guidelines Flowchart
- Glamorgan Pressure Injury RAT
- Waterlow Score
- Norton Scale

6. Once you have finished the quiz and submitted your answers, the following page will appear providing your final score. Click on the module link as in the diagram below to return to the module activities page.



Home Susie Mulligan

**Pressure Injury Module Quiz**

Welcome to the Pressure Injury Module Quiz.

Attempt each question before progressing to the next question. You need to complete the quiz and **SUBMIT/FINISH** for your results to be stored in the system.

You may review your quiz progress as you go by pressing the review button.

At the end of the quiz you will receive your final score. An **85% pass rate** is required to receive your **certificate**. On finishing the quiz you will have an option to **re-attempt the quiz** (you can do this as often as you like). If you have passed the quiz and want to access your certificate navigate back to PIM using the **navigation bar** at the top left of your screen. You will be able to download and save/print your certificate by clicking on the certificate link under the quiz link.

Grading method: Highest grade

**Summary of your previous attempts**

Attempt	State	Grade / 200	Review	Feedback
1	Finished Submitted Monday, 28 August 2017, 10:47 AM	195	<a href="#">Review</a>	<a href="#">Click here to return to the Pressure Injury module page</a>

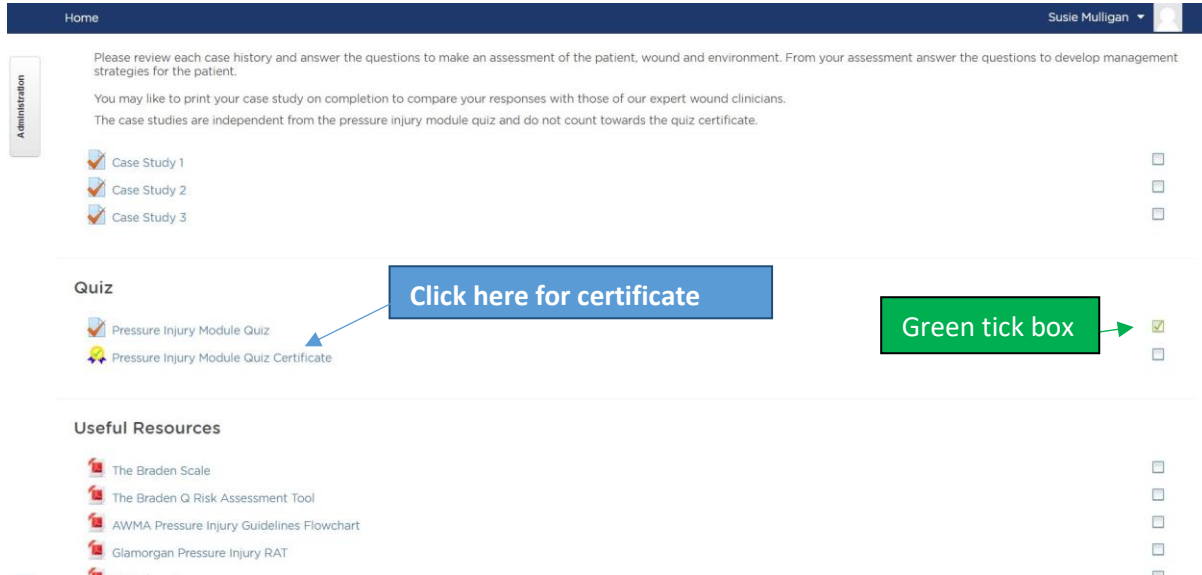
Highest grade: 195 / 200.

Overall feedback

[Click here to return to the Pressure Injury module page](#)

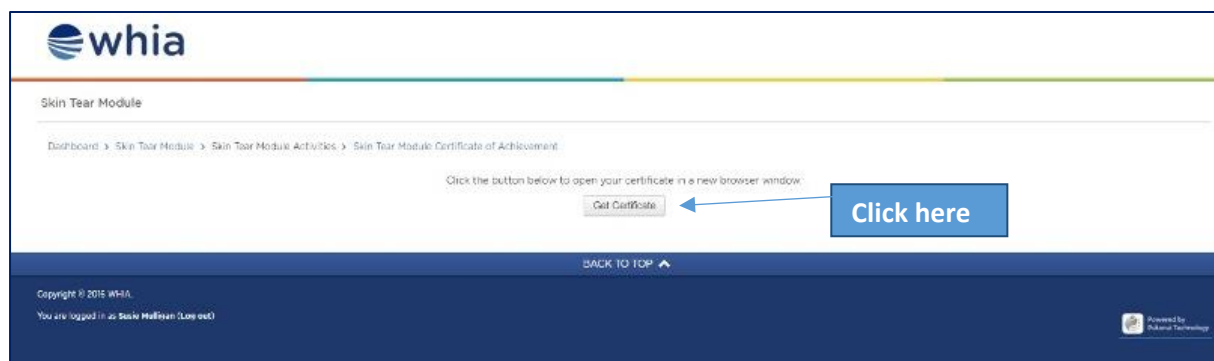
[Re-attempt quiz](#)

7. A green tick will now be present in the box next to the module quiz, making the certificate link accessible. Click on the certificate link.




The screenshot shows the WHIA dashboard with a dark blue header containing 'Home' and 'Susie Mulligan'. A sidebar on the left has an 'Administration' button. The main content area has a grey box with instructions: 'Please review each case history and answer the questions to make an assessment of the patient, wound and environment. From your assessment answer the questions to develop management strategies for the patient. You may like to print your case study on completion to compare your responses with those of our expert wound clinicians. The case studies are independent from the pressure injury module quiz and do not count towards the quiz certificate.' Below this are three case studies, each with a checkbox. The 'Quiz' section shows 'Pressure Injury Module Quiz' and 'Pressure Injury Module Quiz Certificate'. A blue box labeled 'Click here for certificate' points to the certificate link. A green box labeled 'Green tick box' points to a green checkmark in the checkbox column next to the certificate link. The 'Useful Resources' section lists various tools and guidelines, each with a checkbox.

8. The following screen will then appear. Click on 'Get Certificate'



The screenshot shows the 'Skin Tear Module' page with the WHIA logo at the top. A breadcrumb trail reads: 'Dashboard > Skin Tear Module > Skin Tear Module Activities > Skin Tear Module Certificate of Achievement'. Below this, a message says 'Click the button below to open your certificate in a new browser window'. A button labeled 'Get Certificate' is shown, with a blue box labeled 'Click here' pointing to it. At the bottom, there is a 'BACK TO TOP' link and a footer containing copyright information, login status ('You are logged in as Susie Mulligan (Log out)'), and a logo for 'Powered by Ruben Technology'.

9. The certificate will appear in another window and you can save this file as a pdf or print it out.



10. Your certificate is now stored in your account and if you need to access it at a later date click on the certificate link and the following screen will appear stating when the certificate was first issued. Click on the 'Get Certificate' button to download the certificate again.

